

Cross section drawing

Amtico Carpet Tile & LVT - Wooden bases

The below drawings represent the flooring levels during installations on a wooden base when laying LVT alongside carpet.


Carpet to Access



Floor & Plywood thickness

- Carpet 7.0mm
- Access LVT 5mm

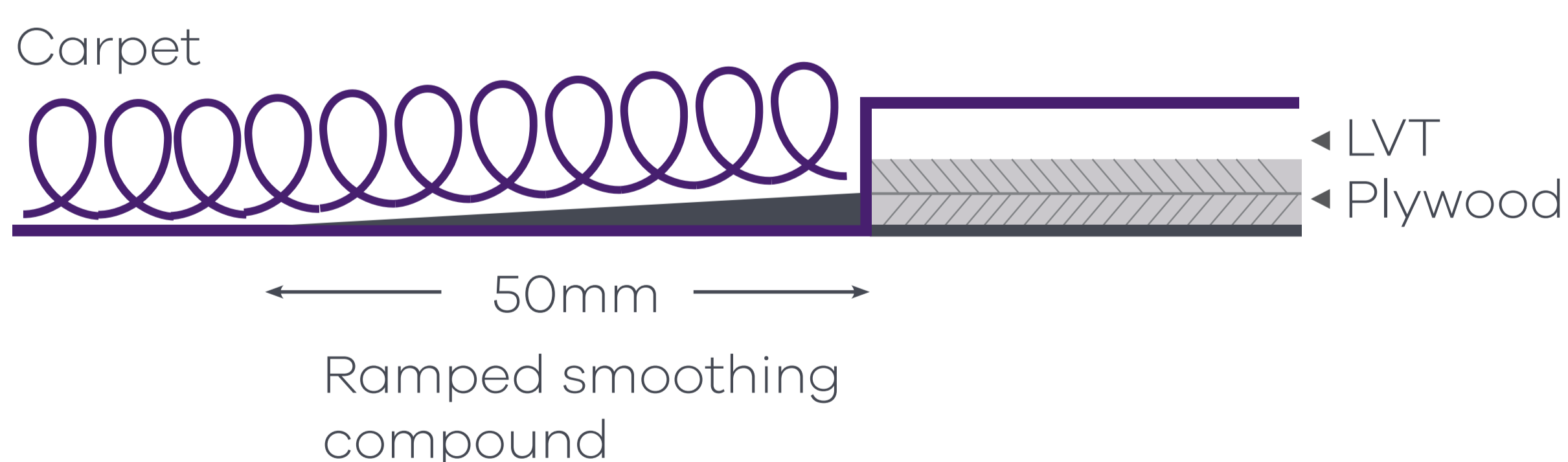
Carpet to Signature, Spacia & Assura LVT



Floor & Plywood thickness

- Carpet 7.0mm
- LVT 2.5mm
- Plywood 5.5mm

Carpet to Acoustic Signature & Acoustic Spacia LVT



Floor & Plywood thickness

- Carpet 7.0mm
- LVT 3.5mm
- Plywood 5.5mm

amtico
makes it
possible

Cross section drawing

Amtico Carpet Tile & LVT - Concrete bases

The below drawings represent the flooring levels during installation on a concrete base when laying LVT alongside carpet.

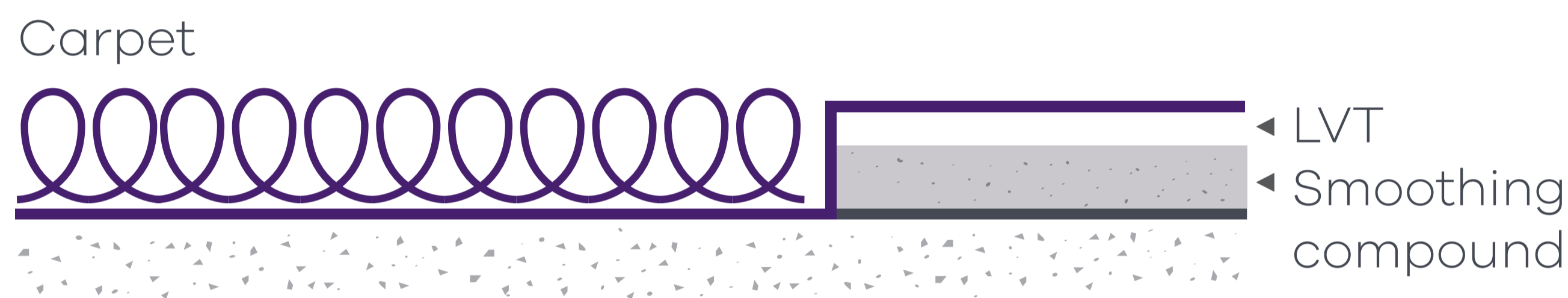
Concrete to Access



Floor & Smoothing compound thickness

- Carpet 7.0mm
- Access LVT 5mm

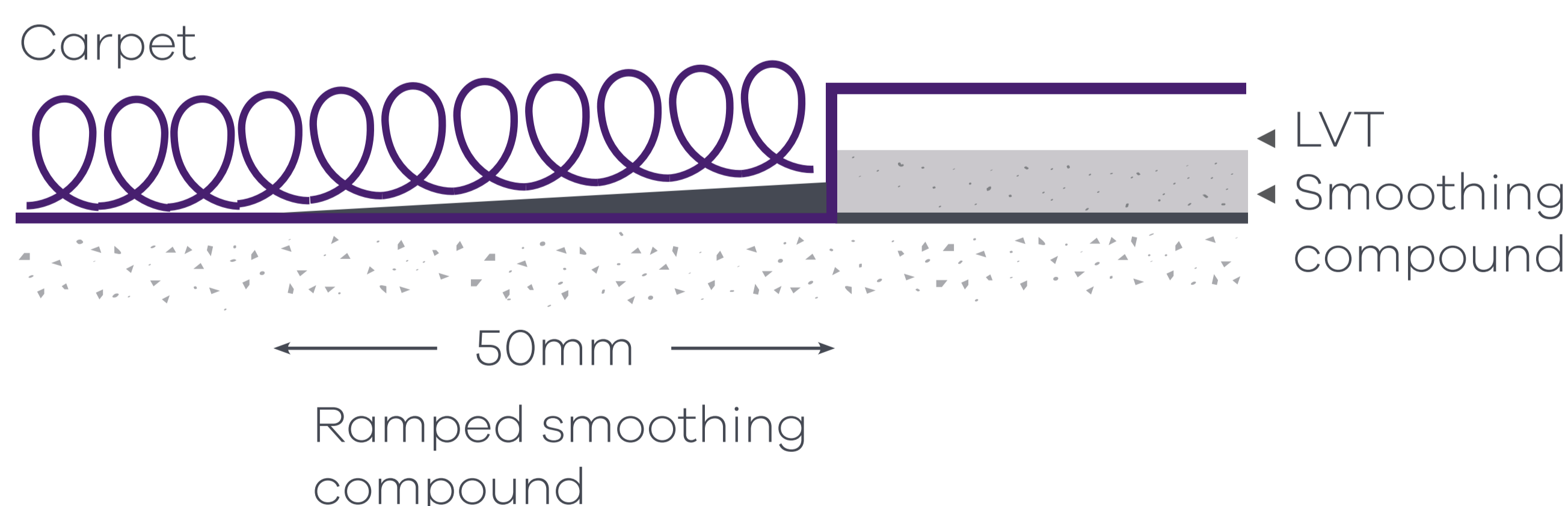
Concrete to Signature, Spacia & Assura LVT



Floor & Smoothing compound thickness

- Carpet 7.0mm
- LVT 2.5mm
- Smoothing compound 3mm

Concrete to Acoustic Signature & Acoustic Spacia LVT



Floor & Smoothing compound thickness

- Carpet 7.0mm
- LVT 3.5mm
- Smoothing compound 3mm

amtico
makes it
possible